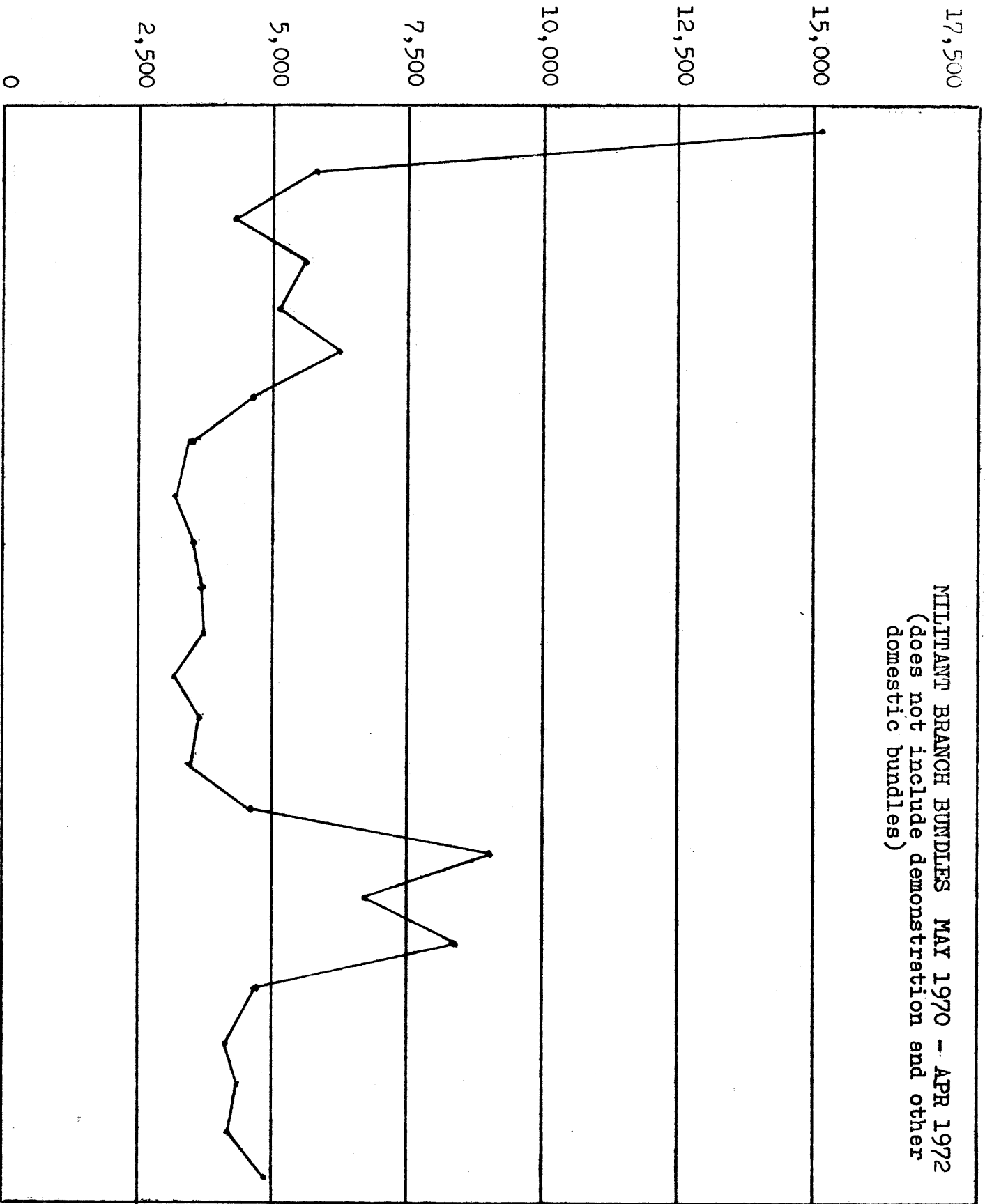


COMPARISON OF AVERAGE WEEKLY MILITANT BUNDLE SIZES

<u>Area</u>	<u>Mar. 72</u>	<u>Mar. 71</u>	<u>Feb. 70</u>	<u>Feb. 69</u>
Detroit	380	250	200	100
Boston	340	520	350	150
San Francisco	300	200	200	200
Denver	275	100	-0-*	-0-*
Chicago	250	290	300	300
Houston	250	150	50*	5*
Oakland/Berkeley	250	150	200	250
Philadelphia	230	180	200	300
Atlanta	220	120	200	60*
Brooklyn	210	-0-*	-0-*	-0-*
Upper West Side	210	-0-*	-0-*	-0-*
Twin Cities	200	110	150	150
Cleveland	190	200	200	100
Lower Manhattan	175	-0-*	-0-*	-0-*
Washington DC	170	80	65*	10*
Los Angeles	150	280	200	175
Austin	135	150	125	20*
Seattle	120	150	125	100
Portland	95	75	20	20
San Diego	50	170	235	25
New York (single branch)	<u>-0-</u>	<u>400</u>	<u>500</u>	<u>325</u>
TOTALS	4,200	3,575	3,205	2,290

\* indicates branch not established yet

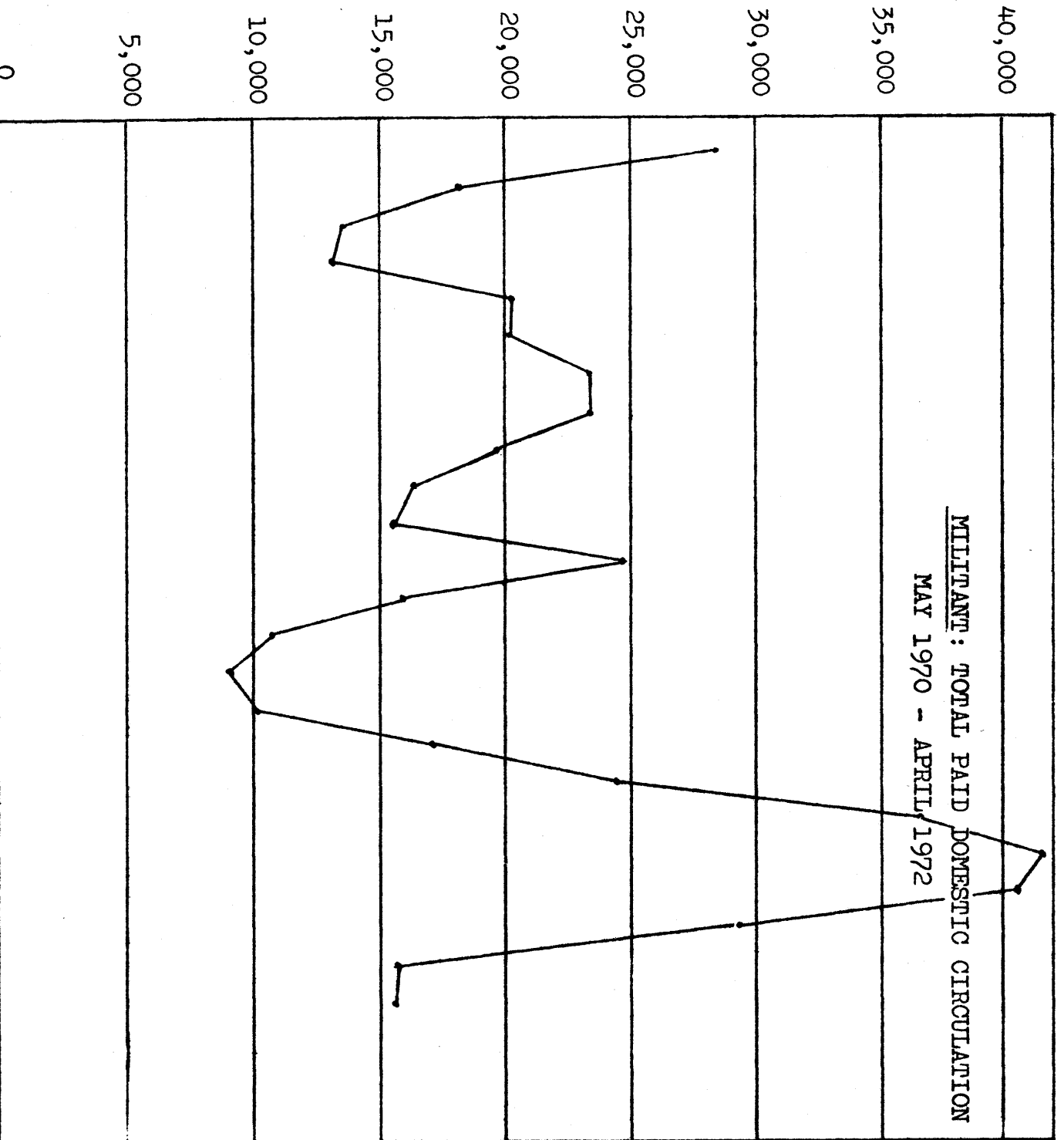
MILITANT BRANCH BUNDLES MAY 1970 - APR 1972  
 (does not include demonstration and other domestic bundles)



MILITANT: PERCENTAGE SOLD AND PROFIT OR LOSS

<u>Branch</u>	<u>March</u>		<u>February</u>		<u>January</u>		<u>Average</u>
	% Sold	Profit or Loss	% Sold	Profit or Loss	% Sold	Profit or Loss	% Sold
Atlanta	50%	-\$ 36.					50%
Austin	59%	-\$ 15.	25%	-\$ 42.	43%	-\$ 25.	42%
Boston	61%	-\$ 29.	55%	-\$ 37.	58%	-\$ 23.	56%
Brooklyn							45%
Chicago	65%	-\$ 24.	72%	-\$ 3.	75%	+\$ 5.	71%
Cleveland	21%	-\$103	10%	-\$117.	25%	-\$ 24.	19%
Denver	43%	-\$ 97.	51%	-\$ 40.	17%	-\$114.	37%
Detroit	80%	+\$ 46.	81%	+\$ 27.	75%	+\$ 20.	79%
Houston	34%	-\$ 74.	49%	-\$ 17.	47%	-\$ 68.	43%
Los Angeles	82%	+\$ 12.	71%	+\$ 6.	61%	-\$ 14.	71%
Lower Manhattan							70%
Oakland-Berkeley	76%	+\$ 16.	65%	-\$ 7.	59%	-\$ 37.	67%
Philadelphia	62%	-\$ 32.	44%	-\$ 61.	40%	-\$ 52.	49%
Portland	78%	+\$ 10.			86%	+\$ 12.	82%
San Diego	48%	-\$ 12.	47%	-\$ 11.	68%	\$-0-	48%
San Francisco	43%	-\$ 77.					43%
Seattle	83%	+\$ 19.	51%	-\$ 23.	80%	+\$ 12.	71%
Twin Cities	58%	-\$ 25.	67%	-\$ 1.	78%	+\$ 16.	67%
Upper West Side	63%	-\$ 13.	58%	-\$ 16.	64%	-\$ 5.	62%
Washington DC	65%	-\$ 7.	52%	-\$ 31.	70%	+\$ 12.	62%

TOTAL AVERAGE 57%

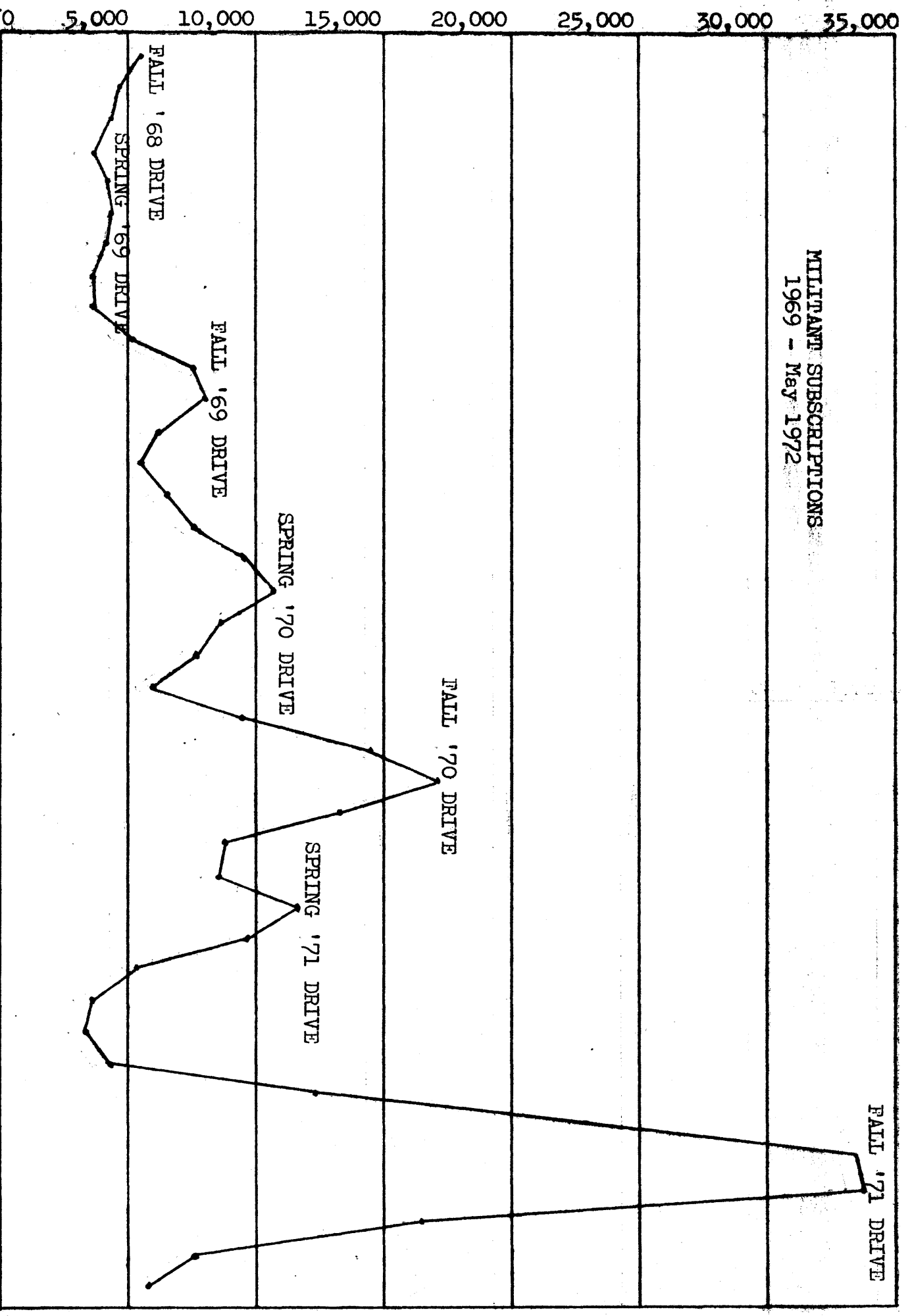


MAY  
 JUN 1970  
 JUL 1970  
 AUG  
 SEP  
 OCT  
 NOV  
 DEC  
 JAN  
 FEB  
 MAR  
 APR  
 MAY  
 JUN 1971  
 JUL 1971  
 AUG  
 SEP  
 OCT  
 NOV  
 DEC  
 JAN  
 FEB  
 MAR 1972  
 APR 1972

COMPARISON OF AVERAGE WEEKLY CIRCULATION FIGURES

	Oct. 68-Sept. 69			Oct. 69-Sept. 70			Oct. 70-Sept. 71		
	Bundle	Subs	Total	Bundle	Subs	Total	Bundle	Subs	Total
MILITANT	4,455	5,675	10,130	9,143	8,214	17,357	9,187	9,869	19,056
DAILY WORLD	7,764	6,486	14,250	12,175	8,292	20,467	14,945	10,100	25,045
GUARDIAN	5,712	21,106	26,818	4,852	20,010	24,862	2,300	15,805	18,105
BULLETIN							4,842	2,231	7,073
PEOPLE'S WORLD							3,530	3,133	6,663
ISR				3,692	2,294	5,986	4,725	2,734	7,459
POLITICAL AFFAIRS				3,005	1,495	4,500	3,005	1,495	4,500
MONTHLY REVIEW				3,348	5,724	9,072	4,279	5,247	9,526

MILITARY SUBSCRIPTIONS  
1969 - May 1972



JAN  
FEB  
MAR  
APR  
MAY  
JUN  
JUL  
AUG  
SEP  
OCT  
NOV  
DEC  
JAN  
FEB  
MAR  
APR  
MAY  
JUN  
JUL  
AUG  
SEP  
OCT  
NOV  
DEC  
JAN  
FEB  
MAR  
APR  
MAY  
JUN  
JUL  
AUG  
SEP  
OCT  
NOV  
DEC  
JAN  
FEB  
MAR  
APR

1969  
1970  
1971  
1972

## RENEWAL CAMPAIGN STATISTICS

### Militant

<u>Type of Renewal</u>	<u>Total</u>	<u>%</u>	<u>Sent in by comrades</u>	<u>Received in mail</u>
10-week	242	16%	111	131
6-month	193	13%	31	162
1-year	993	67%	165	828
2-year	<u>56</u>	<u>4%</u>	<u>3</u>	<u>53</u>
Totals	1,484	100%	310 (21%)	1,174 (79%)

### New Subs

10-week	2,240		1,216	1,024
6-month	38		18	20
1-year	<u>251</u>		<u>69</u>	<u>182</u>
Totals	2,529		1,303	1,226

### International Socialist Review

<u>Renewals</u> (1-year)	<u>399</u>		<u>17</u> (4%)	<u>382</u> (96%)
--------------------------	------------	--	----------------	------------------

### New Subs

3-month	327		117	210
6-month	134			134
1-year	<u>160</u>		<u>40</u>	<u>120</u>
Totals (new subs)	621		157	464

### Sub Drive Renewal Rates

<u>Dates</u>	<u>Drive Total</u>	<u>Percent Renewing</u>
Militant Fall 71	32,580	5%
Militant Sp 71	8,653	5%
Militant Fall 70	15,766	8%
ISR Fall 71	3,325	12%

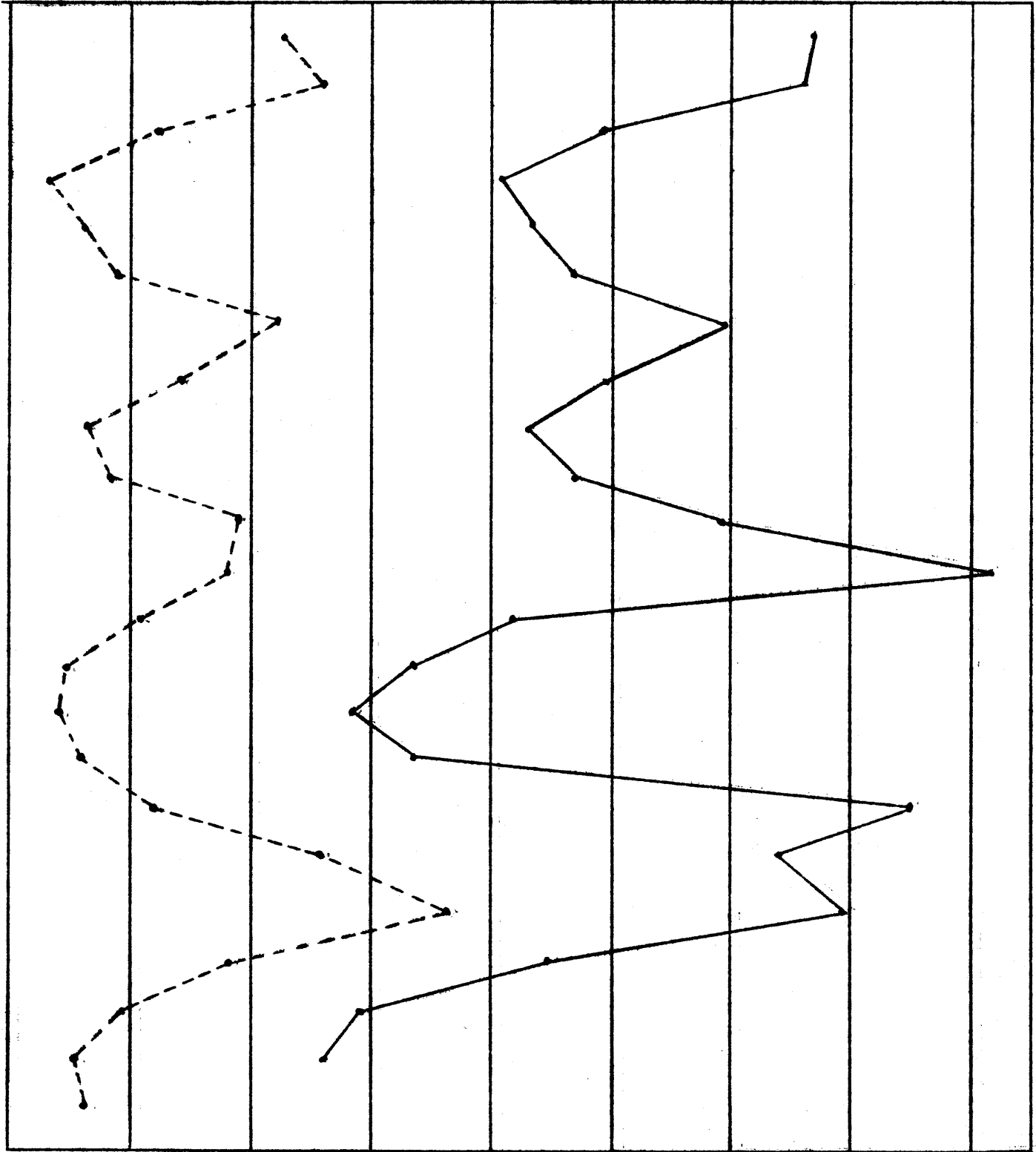
MILITANT FINAL RENEWAL SCOREBOARD MAY 1, 1972

<u>Area</u>	<u>Renewals</u>	<u>Area</u>	<u>Renewals</u>
Oakland/Berkeley	105	San Diego	7
Boston	100	Amherst	6
San Francisco	90	San Antonio	6
Chicago	87	Worcester	6
Lower Manhattan	73	Binghamton	5
Los Angeles	71	Champaign	5
Philadelphia	68	Ann Arbor	4
Washington DC	65	Carbondale	4
Detroit	64	College Park	4
Brooklyn	62	Durham (NH)	4
Upper West Side	60	Tucson	4
Twin Cities	56	Claremont	3
Cleveland	38	DeKalb	3
Houston	36	Edinboro	3
Austin	25	St. Louis	3
Atlanta	21	Tallahassee	3
Seattle	19	Columbus	2
Denver	18	Kingston (RI)	2
Bloomington	17	Logan	2
New Haven	13	Eugene	1
Portland	13	Hartford	1
Providence	13	Knoxville	1
Madison	12	Lubbock	1
Phoenix	9	General	<u>253</u>
Santa Barbara	9	TOTAL	1,484
Boulder	7		



**INTERNATIONAL  
SOCIALIST  
REVIEW**

9,000  
8,000  
7,000  
6,000  
5,000  
4,000  
3,000  
2,000  
1,000



— : TOTAL  
PAID DOMESTIC  
CIRCULATION

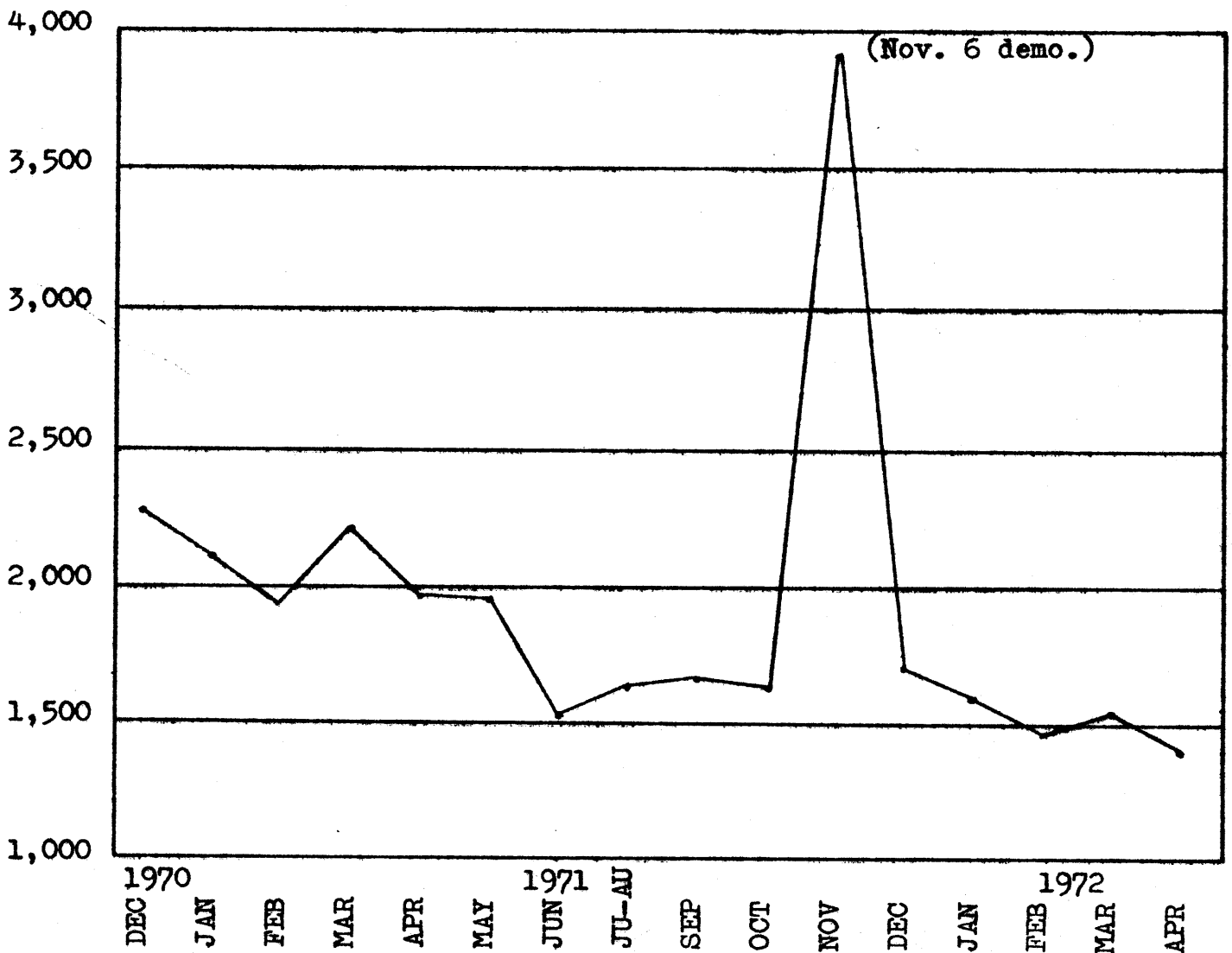
- - - : PAID  
DOMESTIC SUB-  
SCRIPTIONS

MAY  
JUN  
JUL-AUG  
SEP 1970  
OCT  
NOV  
DEC  
JAN  
FEB  
MAR  
APR  
MAY  
JUN  
JUL-AUG  
SEP 1971  
OCT  
NOV  
DEC  
JAN  
FEB  
MAR 1972  
APR  
MAY

COMPARISON OF ISR BRANCH BUNDLES

<u>Area</u>	<u>Apr 72</u>	<u>Apr 71</u>	<u>Area</u>	<u>Apr 72</u>	<u>Apr 71</u>
Boston	150	75	Cleveland	50	75
Chicago	150	150	Denver	50	50
San Francisco	100	100	Detroit	50	150
Brooklyn	75	---	Upper West Side	50	---
Houston	75	50	Atlanta	40	50
Los Angeles	75	125	Austin	40	65
Lower Manhattan	75	---	Seattle	40	75
Philadelphia	75	150	Portland	30	15
Washington D.C.	75	50	San Diego	15	40
Oakland-Berkeley	60	75	New York (single branch)	---	600
Twin Cities	60	60	TOTALS	1,410	1,955

ISR BRANCH BUNDLES DEC 1970 - APR 1972



COMPARISON OF BACK DEBTS TO THE MILITANT May 6, 1972

<u>Area</u>	<u>Apr. 72</u>	<u>Jan. 72</u>	<u>July 71</u>	<u>Feb. 71</u>	<u>Last Time Current</u>
Atlanta	456	162	-0-	105	January
Austin	251	-0-	-0-	257	January
Boston	229	132	566	116	March
Brooklyn	612	490	-0-	---	March
Chicago	2,928	3,502	2,699	2,563	April
Cleveland	908	1,070	624	359	April
Denver	521	413	365	135	April
Detroit	1,111	1,194	525	190	March
Houston	651	500	-0-	189	March
Los Angeles	-0-	-0-	170	132	<u>PAID UP</u>
Lower Manhattan	-0-	-0-	-0-	---	<u>PAID UP</u>
New York (single branch)	---	---	---	1,507	-----
Oakland-Berkeley	441	555	155	200	April
Philadelphia	-0-	179	-0-	-0-	<u>PAID UP</u>
Portland	-0-	26	-0-	-0-	<u>PAID UP</u>
San Diego	43	136	-0-	36	March
San Francisco	814	1,186	654	519	April
Seattle	600	600	600	497	April
Twin Cities	-0-	-0-	-0-	-0-	<u>PAID UP</u>
Upper West Side	-0-	-0-	-0-	---	<u>PAID UP</u>
Washington DC	<u>154</u>	<u>447</u>	<u>-0-</u>	<u>398</u>	April
TOTALS	9,719	10,592	6,358	7,203	

April 72-- 6 branches are completely paid up  
 January 72-- 5 branches were paid up  
 July 71-- 10 branches were paid up  
 February 71-- 3 branches were paid up

COMPARISON OF BACK DEBTS TO THE ISR May 6, 1972

<u>Area</u>	<u>Apr. 72</u>	<u>July 71</u>	<u>Feb. 71</u>	<u>Last Time Current</u>
Atlanta	35	-0-	42	April
Austin	42	-0-	62	January
Boston	-0-	-0-	105	<u>PAID UP</u>
Brooklyn	62	-0-	---	March
Chicago	313	325	278	April
Cleveland	231	94	102	April
Denver	169	87	22	January
Detroit	347	259	158	March
Houston	54	-0-	53	January
Los Angeles	-0-	637	477	<u>PAID UP</u>
Lower Manhattan	-0-	-0-	---	<u>PAID UP</u>
Oakland-Berkeley	112	8	234	April
Philadelphia	-0-	-0-	-0-	<u>PAID UP</u>
Portland	-0-	-0-	-0-	<u>PAID UP</u>
San Diego	-0-	23	5	<u>PAID UP</u>
San Francisco	210	105	140	April
Seattle	-0-	71	175	<u>PAID UP</u>
Twin Cities	-0-	-0-	21	<u>PAID UP</u>
Upper West Side	-0-	26	---	<u>PAID UP</u>
Washington DC	<u>26</u>	<u>-0-</u>	<u>35</u>	April
TOTALS	1,601	1,635	1,909	

9 branches are completely paid up in April 72.  
 10 branches were paid up in July 71.  
 2 branches were paid up in February 71.

BRANCH DEBTS (ARREARS) TO NATIONAL DEPARTMENTS

(Debts to the National Campaign Committee are not included because there are no previous figures for comparison. The total branch arrears to the Campaign Committee are \$2,928. A branch listing appears in the Campaign Committee statistics.)

Branch	National Office		Militant		ISR		Pathfinder		Total	
	2/71	4/72	2/71	4/72	2/71	4/72	2/71	4/72	2/71	4/72
Atlanta	109	190	105	456	42	35	278	296	534	977
Austin	97	101	257	251	62	42	463	481	879	875
Boston	9	-0-	116	229	105	-0-	712	1057	942	1286
Brooklyn	---	524	---	612	---	62	---	548	---	1746
Chicago	3455	3161	2563	2928	278	313	571	175	6867	6577
Cleveland	728	954	359	908	102	231	348	-0-	1537	2093
Denver	370	747	135	521	22	169	629	420	1156	1857
Detroit	404	720	190	1111	158	347	990	437	1742	2615
Houston	220	1119	189	651	53	54	744	359	1206	2183
Los Angeles	1818	400	132	-0-	477	-0-	1482	1215	3909	1615
Lower Manhattan	---	-0-	---	-0-	---	-0-	---	-0-	---	-0-
New York	1832	---	1507	---	---	---	716	---	4055	---
Oakland-Berkeley	1835	1437	200	441	234	112	1422	1316	3691	3306
Philadelphia	151	-0-	-0-	-0-	-0-	-0-	198	-0-	349	-0-
Portland	17	-0-	-0-	-0-	69cr	-0-	2	113	-0-	113
San Diego	3	220	36	43	5	-0-	97	170	141	433
San Francisco	2733	3019	519	814	140	210	-0-	-0-	3392	4043
Seattle	358	443	497	600	175	-0-	1018	176	2048	1219
Twin Cities	1424	-0-	-0-	-0-	21	-0-	49	-0-	1494	-0-
Upper West Side	---	5	---	-0-	---	-0-	---	356	---	361
Washington, D.C.	315	527	398	154	35	26	164	25	912	732
<b>TOTAL</b>	<b>15878</b>	<b>13567</b>	<b>7203</b>	<b>9719</b>	<b>1909</b>	<b>1601</b>	<b>9883</b>	<b>7144</b>	<b>34854</b>	<b>32031</b>